

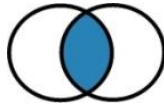
Keyword Searching

*** Truncation**
Symbol Finds all variant forms of a keyword (i.e., search term) used inside the item record.
E.g., type in **violen*** to find any/all records that contain the words violence, violent, violently using a single search.

“ ” Quotation Marks Place quotation marks around two, or more, words – e.g., “video games” - to ensure that they appear together as a phrase inside the records.

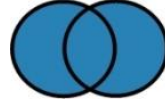
Boolean Logic

AND narrows



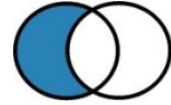
Use between keywords that represent *different* ideas.

OR expands



Use between keywords that represent *the same* idea.

NOT excludes



Excludes a keyword from your results.

Is it a Research Article?

An article that reports the results of an original research study will typically include the following sections:

- **Abstract**
- **Introduction**
- **Method or Methodology**
Describes the Study Sample, Data
Collection tools, Measures
- **Literature review**
- **Results or Findings**
- **Discussion or Conclusion**

Evaluating Information

Whether you find your sources online, or use the library databases, it is always important to evaluate them.

Who is the author or publisher? *What are the author's credentials?*

What type of source is it? *Is it “scholarly” or “popular”? An article, eBook, report, policy document, web page, blog...?*

Where is the evidence? *Are there references to support the author's ideas, claims or opinions?*

Why was it written? *To report/ inform? To educate? To persuade? To sell something?*

When was the item published? *Is the content current enough to answer questions meaningfully?*

Citing your Sources

For online help with the APA or MLA styles, use these resources:

Dawson College: <https://www.dawsoncollege.qc.ca/academic-skills-centre/apa-mla-style-sheets/>

APA Style Blog: <http://blog.apastyle.org/>

Purdue OWL: https://owl.purdue.edu/owl/purdue_owl.html

